



WBFBP-02C Plastic-Encapsulate Diodes

DSS40LED02 Schottky Barrier Diode

DESCRIPTION

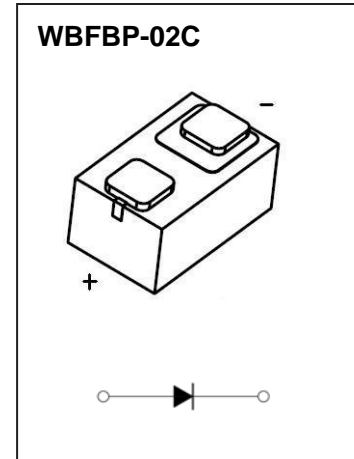
Planar Schottky barrier diode with an integrated guard ring for stress protection.

FEATURES

- Low diode capacitance
- Low forward voltage
- Guard ring protected

APPLICATION

- Ultra high-speed switching
- Voltage clamping
- Protection circuits
- Mobile communication ,digital (still) cameras , PDAs and PCMCIA cards



MARKING: S6



Maximum Ratings and Electrical Characteristics, Single Diode @T_A=25°C

Parameter	Symbol	Limits	Unit
DC reverse voltage	V _R	40	V
Continuous forward current	I _F	120	mA
Non-repetitive peak forward surge current@t=8.3ms	I _{FSM}	200	mA
Operating Junction Temperature Range	T _J	-40 ~ +125	°C
Storage Temperature Range	T _{stg}	-55 ~ +150	°C

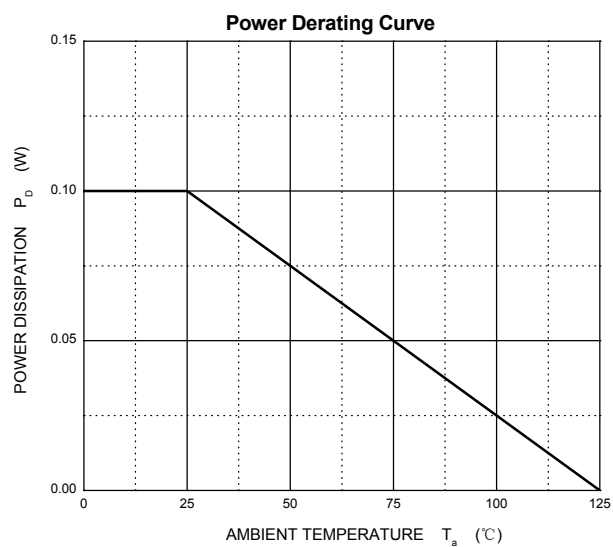
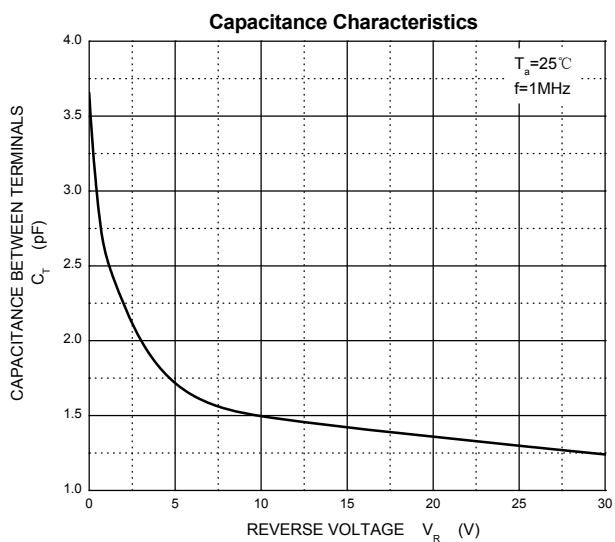
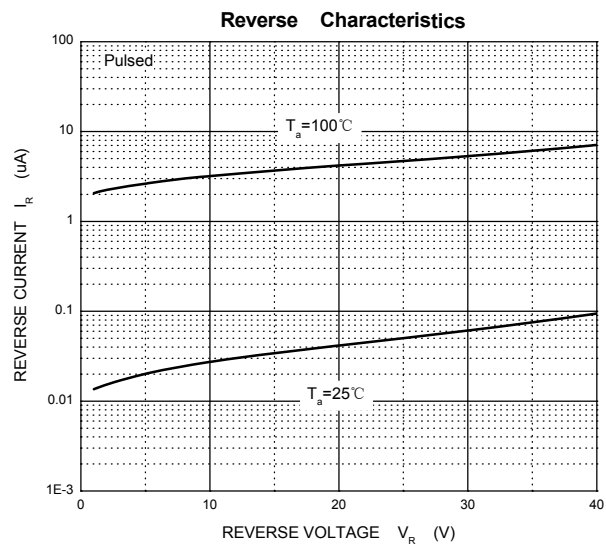
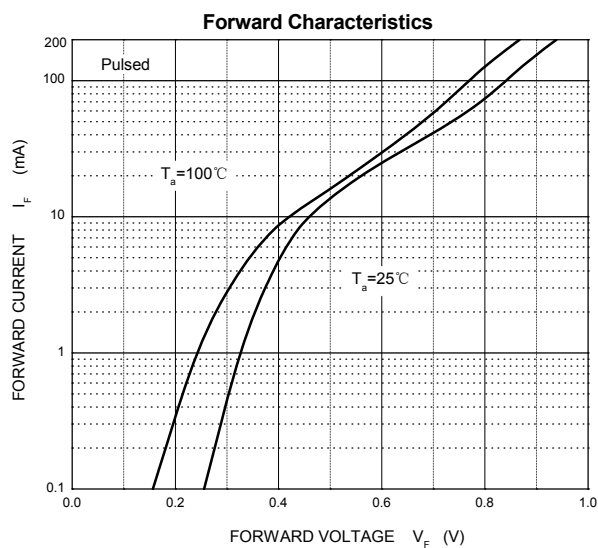
Electrical Ratings @T_A=25°C

Parameter	Symbol	Min	Typ	Max	Unit	Conditions
Continuous forward voltage	V _F			0.38	V	I _F =1mA
				0.5		I _F =10mA
				1		I _F =40mA
Continuous reverse current (note 1)	I _R			1	μA	V _R =30V
				10		V _R =40V
Diode capacitance	C _d			5	pF	V _R =0V, f=1MHz

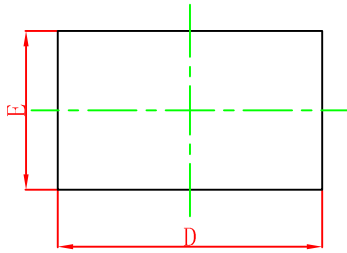
Note:

1. pulse test: t_p=300μs; δ=0.02

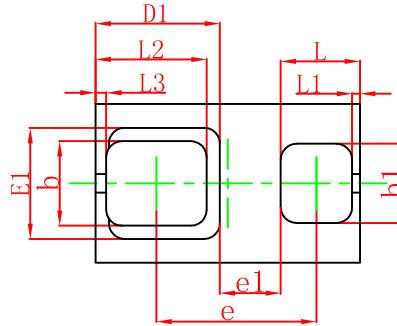
Typical Characteristics



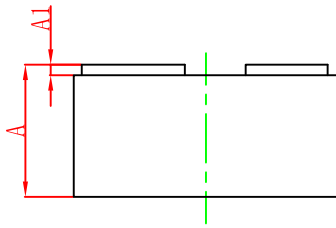
WBFBP-02C Package Outline Dimensions



TOP VIEW



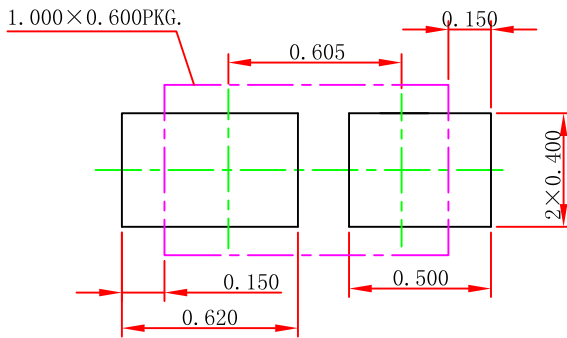
BOTTOM VIEW



SIDE VIEW

Symbol	Dimensions In Millimeters		Dimensions In Inches	
	Min.	Max.	Min.	Max.
A	0.450	0.550	0.018	0.022
A1	0.010	0.100	0.000	0.004
D	0.950	1.050	0.037	0.041
E	0.550	0.650	0.022	0.026
D1	0.470REF.		0.019REF.	
E1	0.420REF.		0.017REF.	
b	0.270	0.370	0.011	0.015
b1	0.250	0.350	0.010	0.014
e	0.555	0.655	0.022	0.026
e1	0.230REF.		0.009REF.	
L	0.250	0.350	0.010	0.014
L1	0.030REF.		0.001REF.	
L2	0.370	0.470	0.015	0.019
L3	0.040REF.		0.002REF.	

WBFBP-02C Suggested Pad Layout

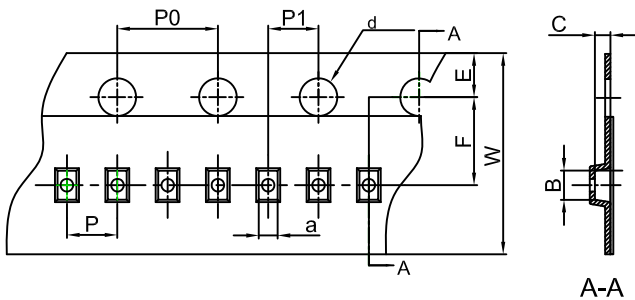


Note:

1. Controlling dimension: in millimeters.
2. General tolerance: ± 0.050 mm.
3. The pad layout is for reference purposes only.

DFN/FBP(1.0X0.6) Tape and Reel

DFN/FBP(1.0×0.6) Embossed Carrier Tape

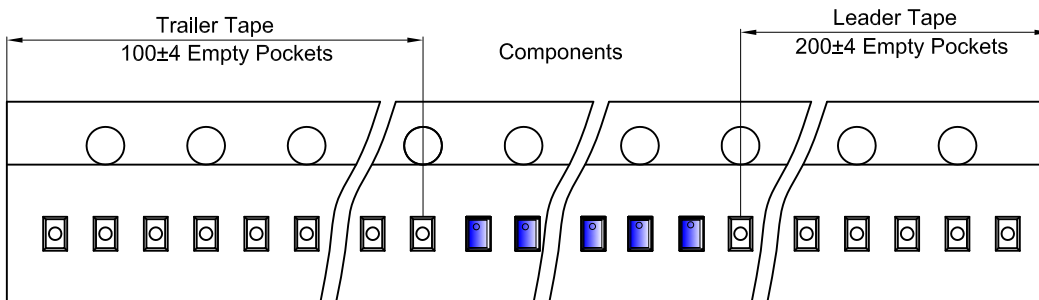


Packaging Description:

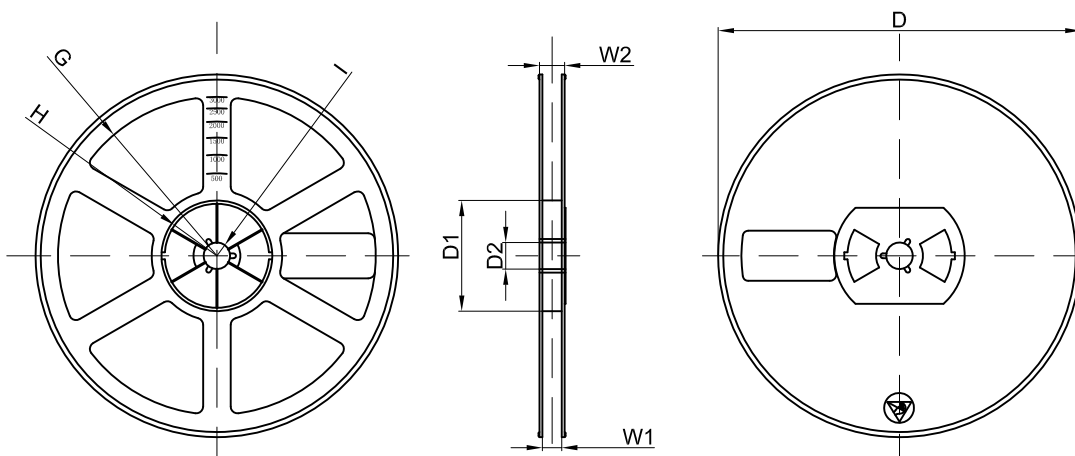
DFN/FBP(1.0×0.6) parts are shipped in tape. The carrier tape is made from a dissipative (carbon filled) polycarbonate resin. The cover tape is a multilayer film (Heat Activated Adhesive in nature) primarily composed of polyester film, adhesive layer, sealant, and anti-static sprayed agent. These reeled parts in standard option are shipped with 10,000 units per 7" or 17.8cm diameter reel. The reels are clear in color and is made of polystyrene plastic (anti-static coated).

Dimensions are in millimeter										
Pkg type	a	B	C	d	E	F	P0	P	P1	W
DFN/FBP(1.0×0.6)	0.66	1.15	0.66	Ø1.50	1.75	3.50	4.00	2.00	2.00	8.00

DFN/FBP(1.0×0.6) Tape Leader and Trailer



DFN/FBP(1.0×0.6) Reel



Dimensions are in millimeter								
Reel Option	D	D1	D2	G	H	I	W1	W2
7" Dia	Ø178.00	54.40	13.00	R78.00	R25.60	R6.50	9.50	12.30

REEL	Reel Size	Box	Box Size(mm)	Carton	Carton Size(mm)	G.W.(kg)
10000 pcs	7 inch	150,000 pcs	203×203×195	600,000 pcs	438×438×220	